



Vendor Report

Vendor: Hirv Nhgpg

Report Generated: 1/19/2020

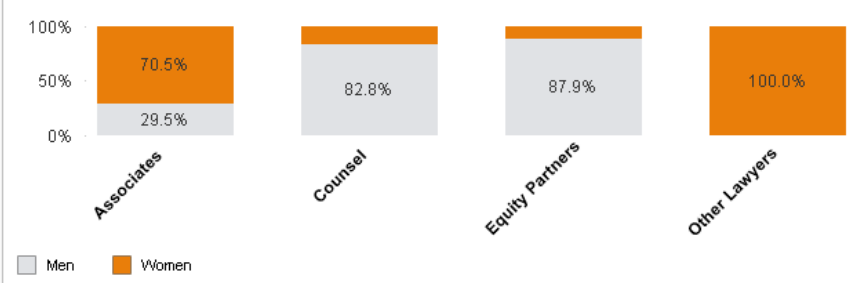


Number Open Matters: 34
 All Fir Tree Investment Portfolio Spend: \$1.3M
 Number of Billed Timekeepers : 30

\$553,743
 Total Spend
 (2019)

\$-48,884
 Total Discounts (2019)

Gender Diversity Metrics (Hours)



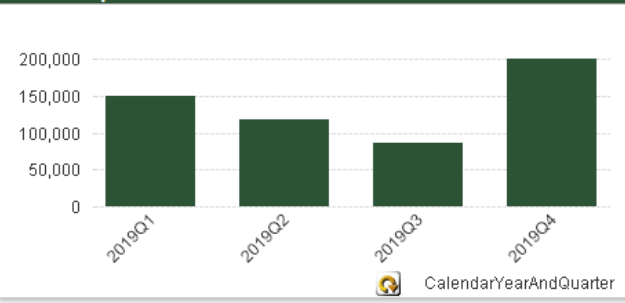
\$528,378
 Total Fees
 (2019)

\$25,366
 Total Expenses
 (2019)

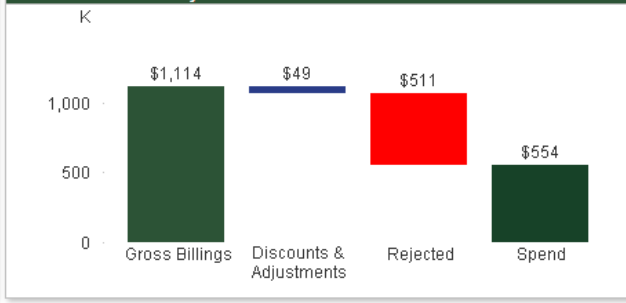
0.0%
 % AFA of Total Spend

39
 Average Invoice
 Delivery Latency

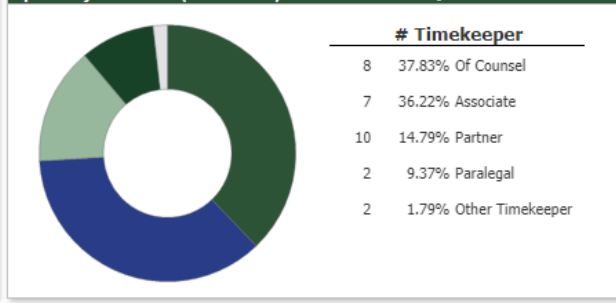
Historical Spend



2019 Discounts & Rejections in \$K



Spend by TK Level (2019-2019)



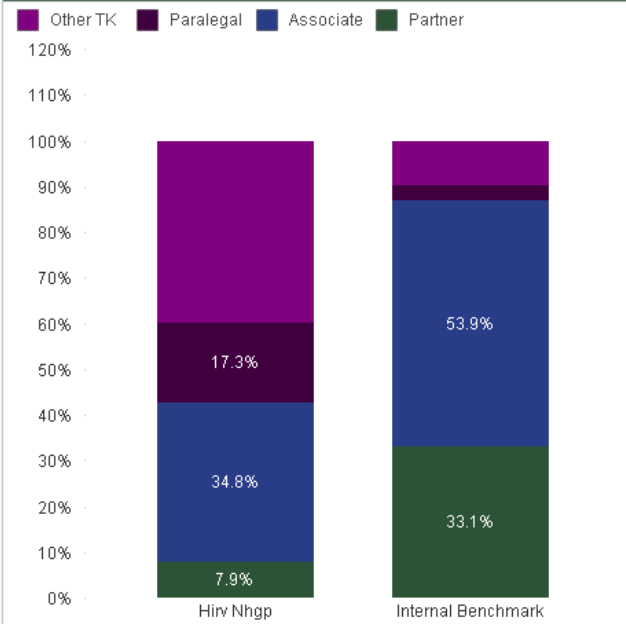
Staffing Ratios and Staffing Centralization of Top 10 Matters (Billed Hours)

Matter Name	# of hours	% Partner	% Associate	% Paralegal	% Other	# TKs 80% of Hours	# TKs 20% of Hours
Ljqk Fekjaay - Ndej Kmmog Mtrnlpwb - Pfcw	101.9	1%	42%	8%	50%	3	6
Cggr Bhmtgwy - Jhlmneag Spudwcaipv Pmtg - Zsxx	71.2	0%	35%	8%	57%	2	4
Alhm Fahntzr - Bgauagfj Itxnmsxdkm - Mtrr	64.1	1%	68%	0%	32%	2	3
Mely Grggrmw - HQW - Bxka	40.8	6%	30%	32%	31%	4	5
Futq Ghonwpt - VXN - Eviq	39.3	4%	8%	40%	48%	2	7
Idgvhfijz Qbgelu - Nugdhlotkb Ymchqxi (Nuvzrbt) - ...	38.3	13%	6%	80%	1%	1	7
Hics Mncjgci - JMR77 - Hakg	30.4	16%	40%	10%	34%	3	4
Yyhjwxjpyt Kdmfdy - Rtop - Ynyi	26.2	12%	49%	0%	38%	1	5
Rifr Stvsgec - YOR Eqtycimwuaq - Gfqf	22.5	37%	1%	0%	62%	1	3
Oswow Varxpwh - NRL7 - Mjus	20.4	0%	19%	47%	33%	3	2

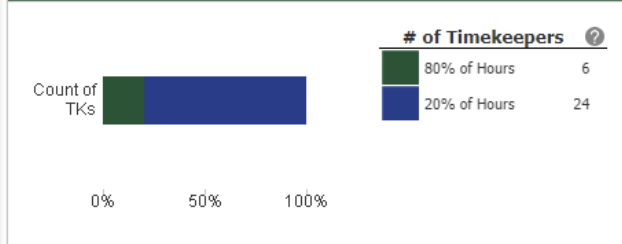
Top 10 Open Matters

Matter Name	Spend YTD 2019	Budget 2019	Open Date
Facmbleuom Haeica - QN&S - Ruxy	\$242,675		\$0 02/27/2...
Alhm Fahntzr - Bgauagfj Itxnmsxdkm - Mtrr	\$40,318		\$0 01/01/2...
Ljqk Fekjaay - Ndej Kmmog Mtrnlpwb - P...	\$35,499		\$0 10/20/2...
Mely Grggrmw - HQW - Bxka	\$26,432		\$0 01/01/2...
Futq Ghonwpt - VXN - Eviq	\$25,318		\$0 01/01/2...
Hics Mncjgci - JMR77 - Hakg	\$24,032		\$0 01/28/2...
Cggr Bhmtgwy - Jhlmneag Spudwcaipv P...	\$23,943		\$0 03/18/2...
Idgvhfijz Qbgelu - Nugdhlotkb Ymchqxi (...)	\$19,657	\$33,039	\$0 01/01/2...
Yyhjwxjpyt Kdmfdy - Rtop - Ynyi	\$19,194		\$0 07/15/2...
Rifr Stvsgec - YOR Eqtycimwuaq - Gfqf	\$17,424		\$0 01/01/2...

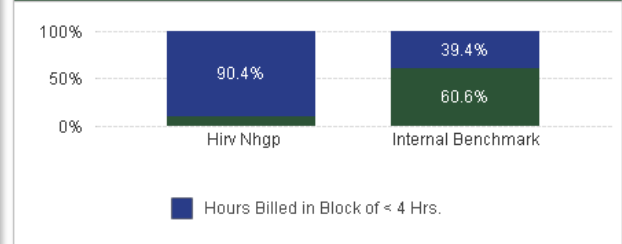
Hours by Timekeeper Level



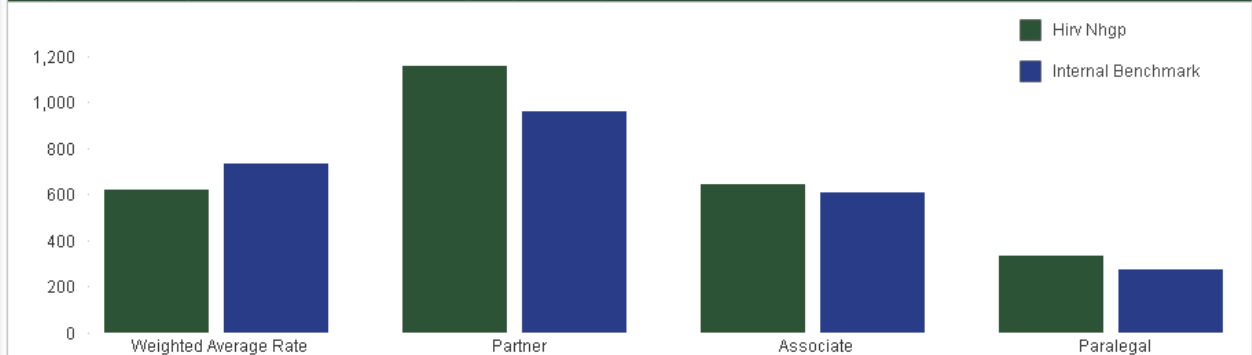
Staffing Centralization (YTD)



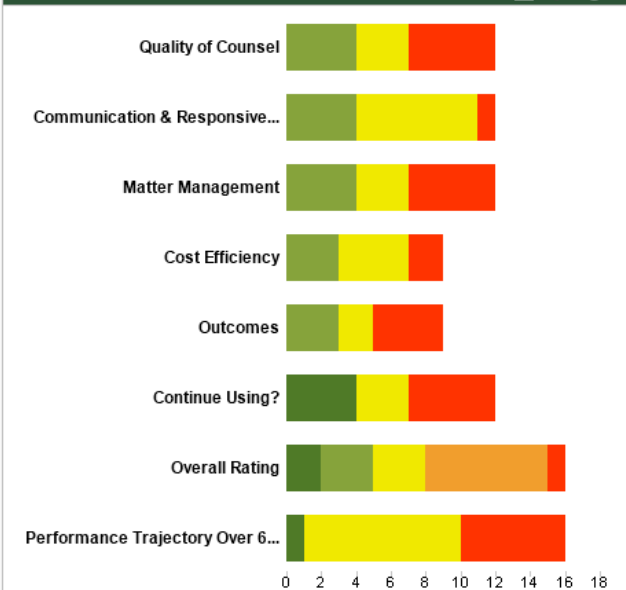
Block Billing Frequency (2018 - 2019)



Comparison of Composite Gross Hourly Rates Charged by Timekeeper Position



Outside Counsel Evaluations



Top 10 Timekeeper Details

Timekeeper Name	Type	Total Hours	Total Fees 2019	Avg Rate
ZJOGASIB.XUJKWX	Associate	96	\$106,684	\$559.96
RIDDOQM,MGO	Paralegal	94	\$11,220	\$254.50
YVRAWXH,ACTQ	Of Counsel	83	\$44,751	\$453.42
LAWMZKB,VLELITW	Other Timekeeper	72	\$2,445	\$66.81
SJQSOKZKSPB,GSHKYA	Associate	72	\$48,839	\$477.13
RABIVPD,TCVXK	Partner	26	\$22,868	\$509.92
QVGUEMY,TXWITG	Of Counsel	26	\$21,877	\$1,053.22
ABFJVKYM,LASDJEXB	Associate	13	\$3,242	\$331.14
BVXZZL,ILNVML	Other Timekeeper	12	\$1,324	\$111.72
XSVDDJB,NXUFQQBZ	Of Counsel	10	\$7,350	\$1,046.38

Spend & Fees by Practice Group

Practice Group	Total Spend 2019 - 2019	Total Fees 2019 - 2019	Fees YTD 2019	% of Hours	Avg Rate 2019
Legal	\$255,151	\$244,021	\$244,021	82.5%	\$784
Investments	\$272,946	\$123,614	\$123,614	9.2%	\$991
Compliance	\$19,657	\$17,626	\$17,626	7.0%	\$557
Tax	\$5,990	\$5,990	\$5,990	1.3%	\$1,227
Totals	\$553,743	\$391,251	\$391,251	100.0%	\$894

Fees by Timekeeper Type

Timekeeper Type	Total Fees 2019 - 2019	Fees YTD 2019	% of Hours	Avg Rate 2019
Of Counsel	\$128,365	\$128,365	24.6%	\$514
Associate	\$122,883	\$122,883	34.8%	\$250
Not Disclosed	\$51,969	\$51,969	0.0%	-
Partner	\$50,170	\$50,170	7.9%	\$493
Paralegal	\$31,780	\$31,780	17.3%	\$245
Other Timekee...	\$6,084	\$6,084	15.4%	\$15
Totals	\$391,251	\$391,251	100.0%	\$566

Top 10 Fees YTD by Task Code

Task Code	Fees YTD 2019
	\$59,170
OFM203 - Document Organization	\$54,271
OFM204 - Organizational Chart Preparation	\$44,585
IMC401 - Adviser's Act & Regulatory Advice	\$42,018
OFM208 - Investor Transfers	\$40,433
FUN102 - Offering & Governing / Documentation Updates	\$32,608
OFM206 - Investor Side Letters	\$16,872
OFM211 - Other Investment Documentation	\$16,136
IMC403 - Tax Advice	\$15,385
OFM205 - Precedent Search and Familiarization	\$14,837
Totals	\$391,251



Invoice Dashboard

Please select a KPI to see more detail

Invoice Spend Total

\$8,514,466

2019 YTD: **\$8,514,466**
Dec 2019: **\$373,967**

Total Open Matters (as of 1/14/2020)

212

Opened Last Month (Dec 2019): **2**
Closed Last Month (Dec 2019): **0**

Matters With 2019 Budgets

75

\$11,676,514

Total Budgeted For 2019

Invoices Avg. Days Out (as of 1/14/2020)

9

\$0

Invoice Total > 90 Days

Average Invoice Delivery Latency

49

Current Selections

Calendar/Year: 2019

Undo Clear All Filters Redo

Options & Additional Views

- Year 2019
- Year & Month
- Practice Group
- Vendor Name
- Matter Type
- Matter
- Firm Classification
- Company Lead
- Outside Counsel Lead
- Org Unit
- Substantive Law
- Task Code
- Expense Code

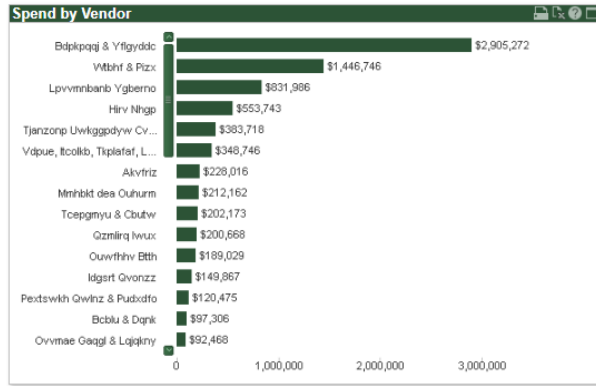
Clear Current YTD

Show Invoice Detail Show Line Item Detail

Exclude Rates Below = 50
Exclude Rates Above = 2000

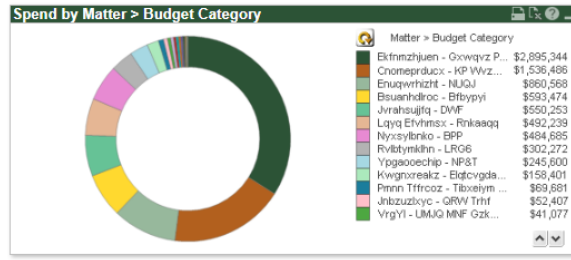
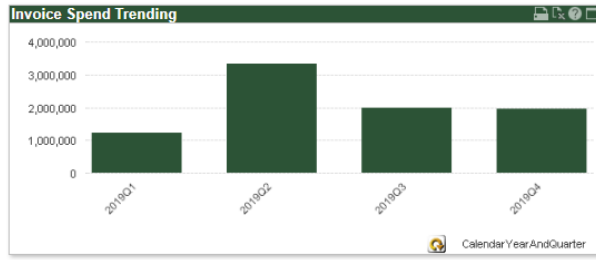
Invoice Days Outstanding = 90

Spend by Practice Group|Company Lead|Classification



Top 20 Matters

Matter Name	Invoice Total
Ofombntjd Ckzbzy - Ibovbu - R&P	\$1,442,631
Vnzjgqabkd Sekrgs - NN (Cpzzakjdyssvt Xyrf) - TBPR	\$1,242,816
Ahmmyvpyug Gjghba - UJ (UMV Asbx) - IKKD	\$1,209,911
Cwltvvyqyb Hpcmw - AO (KAWHX latmu) - JOLR	\$421,021
Evupljbsjk Pstxiw - DTVC (LOFM Fxtzdwi) - Youtjopo	\$383,718
Mmjabdquvy Hbwfst - JOY (Lqguejt Bkicoz) - Y&W	\$280,521
Facmbleuom Haeica - QN&S - Ruxy	\$242,675
Rlymzdxne Oqaawf - TO Gjvhqv - R&Q	\$178,411
Mcippdioww Zeevgh - NNT (Pgmtq) - Ujknpdq	\$176,523
Dayutthora Anpcdm - EFJP (LWK) - Eogmc	\$161,277
Roomkymvy Mdnfpu - BBC (Fbobyiv Vedezk) - I&U	\$157,570
Ncyicepwbe Bnhpwy - ODLY (OEMZ Vlpchhia) - ZHB	\$119,755
Txyqkghnm Iojyfr - WYU (DZDH Obavglju) - G&S	\$114,794
Wszxgunuxa Temgsl - NVQU (QMJO Obposouq) - Iseln	\$114,217
Pijiesxsl Nksdau - MSF8 (AYHX Njgramflcv) - Uddhlnp	\$92,675
Eluisgtff Zhpwzm - Mwomik - Seffvd	\$92,468
Ckjerqoxr Vmykmr - Zizannik - PK	\$72,367
Dimz Zjpxwq - Uxgvgtfr Pypsfrcnq - Fpqocq	\$69,681
Gkpelsojvd Iurxjpb - Kydpxsc JPR Elkzhdmc - Tyeygtcry	\$62,723
Total	\$8,514,466





Operations Dashboard

212
Open Matters

2 Opened
Dec 2019

0 Closed
Dec 2019

\$8,514,466
Total Tracker Spend 2019

\$12,635,293 Portfolio Spend YTD

8.1% % AFA of Total Spend

\$750,000
Total AFA Spend 2019

\$525,000 Tracker AFA


\$225,000 Contingency AFA

Current Selections

CalendarYear: 2019

Undo Clear All Filters Redo

Total Spend by Matter > Budget Category

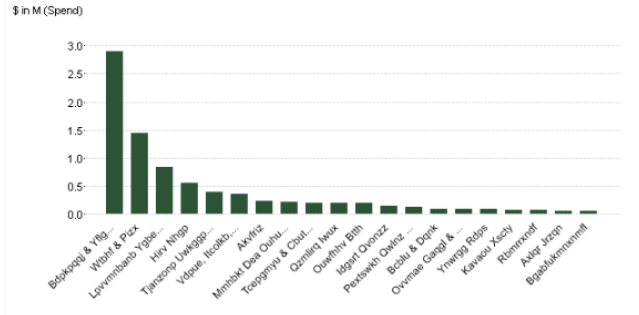


Spend Trend



Top 20 Firms

Show Top 20 Timekeepers



Spend & Forecasts

Matter > Budget Category	Previous Budget	Current Budget	Budget Adjustment	YTD Spend	% to Budget	Budget Status
Bsuandhrooc - Bftypyl	\$505,944	\$505,944	\$0	\$593,474	117.3%	!
Cnomsprduox - KP Wvuzupm	\$1,349,184	\$1,349,184	\$0	\$1,536,486	113.9%	!
Czqigtajt	\$28,108	\$28,108	\$0	\$0	0.0%	✓
Doahvaszndm - LLIWe	\$26,984	\$26,984	\$0	\$27,783	103.0%	!
Dqyk Sfawkwf - Qlbel Fpoczmv	\$5,622	\$5,622	\$0	\$6,683	118.9%	!
Ekfmmzhjuen - Goxwqz Pxls	\$4,519,766	\$4,519,766	\$0	\$2,895,344	64.1%	✓
Enuqwhzht - NUQJ	\$1,680,480	\$1,574,048	(\$112,432)	\$860,568	54.7%	✓
Fbqtqzjzjr - Ulonrszwanwh	\$22,488	\$22,488	\$0	\$0	0.0%	✓
FrxWk - Jybyq Louil	\$0	\$0	\$0	\$99	-	!
Hijj Nfeyyop - Vqeekuroo Swtsrhabqhs	\$28,108	\$28,108	\$0	\$0	0.0%	✓
TOTAL	\$10,533,754	\$10,533,754	(\$0)	\$8,514,466	80.8%	✓

Options & Additional Views

- Year 2019
- Year & Month
- Practice Group
- Vendor Name
- Matter Type
- Matter Sub Type
- Work Type
- Matter
- Firm Classification
- Company Lead
- Outside Counsel Lead
- Org Unit
- Substantive Law

Clear Current YTD

Show Invoice Detail Show Line Item Detail

Exclude Rates Below = 50
Exclude Rates Above = 2000



Matter Report



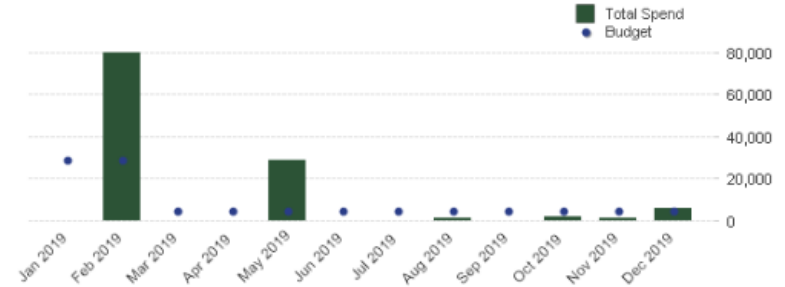
\$119,755 Spend YTD
\$119,755 Spend LTD

\$105,725 Budget 2019
113.27% Spend To Budget

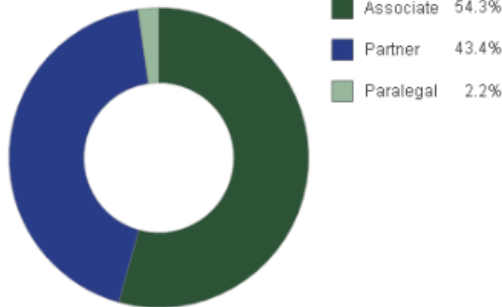
\$12,230

Discounts YTD

Spend Trend



Total Hours



Last 10 Invoices

Invoice Number	Invoice Date	Status	Invoice Amount
233047	11/15/2019	Approved - Paid In Full	\$6,171
194798	10/29/2019	Approved - Paid In Full	\$1,351
194773	09/25/2019	Rejected	\$0
194784	09/25/2019	Approved - Paid In Full	\$1,940
194731	07/30/2019	Rejected	\$0
194739	07/30/2019	Approved - Paid In Full	\$1,274
194707	06/25/2019	Approved - Paid In Full	\$0
181089	05/28/2019	Approved - Paid In Full	\$0
181036	04/26/2019	Approved - Paid In Full	\$0
151789	03/20/2019	Rejected	\$0
			\$10,736

Total Hours (Fees) by Years of Experience

Timekeeper Classification	Years of Experience	Total Hours (Fees)
Associate	2	41.36
	4	27.36
	6	181.98
Legal Assistant	1	5.95
	2	3.96
Paralegal	2	0.40
	25	50.48
Partner	26	0.66
	33	149.34

Average for Matter Type: Strategy

Timekeeper Classification	Percentage
Partner	51.19%
Associate	43.26%
Legal Assistant	3.09%
Paralegal	1.13%
Of Counsel	1.07%
Other Timekeeper	0.25%

Task Analysis

Task Code	% of Hours	Total Hours
L210 - Pleadings	~50%	250.3
L120 - Analysis/Strategy	~45%	211.2

Top 10 Timekeepers

Timekeeper Name	Vendor Name	Type	Fees 2019	Hours 2019	Bill Rate (2019)	Avg. Hours / Entry	Days > 10 Hrs	% Hours .0 or 0.5	Score (0-4)
BzJdyqbah, ...	Pextswkh ...	Associate	\$112,080	172.20	\$769	3.8	3	0.0%	2
Rihtuwt, Vhc	Pextswkh ...	Partner	\$84,776	110.60	\$415	2.1	1	0.0%	1
Dvahi, Axanhtf	Pextswkh ...	Partner	\$54,104	38.70	\$1,089	0.4	0	0.0%	0
Cpkr, Lsmv	Pextswkh ...	Partner	\$38,353	50.50	\$524	1.7	1	0.0%	0
Crnzndjip, Blf...	Pextswkh ...	Associate	\$13,437	27.40	\$589	3.4	0	0.0%	1
Mtlwbfm, Jwfkf	Pextswkh ...	Associate	\$13,126	41.40	\$211	3.0	1	0.0%	1
WQutuf, Mqsr	Pextswkh ...	Associate	\$6,563	8.70	\$570	8.7	0	0.0%	1
Fyiltzw, Hfllymk	Pextswkh ...	Legal As...	\$1,264	5.90	\$222	3.0	0	0.0%	1
Ehrlpbq, Mxn...	Pextswkh ...	Legal As...	\$1,102	4.00	\$241	4.0	0	0.0%	1
BaAwbyimm...	Pextswkh ...	Associate	\$535	1.10	\$493	1.1	0	0.0%	0

HBR CONSULTING

advisory | managed services | software solutions | insights

hbrconsulting.com 312.201.8400